

Ripple Weave Mini

3D Printed Lighting Fixture

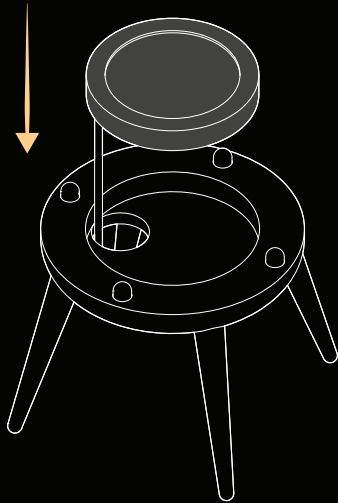


uly.

ASSEMBLY GUIDE

1. Insert LED light

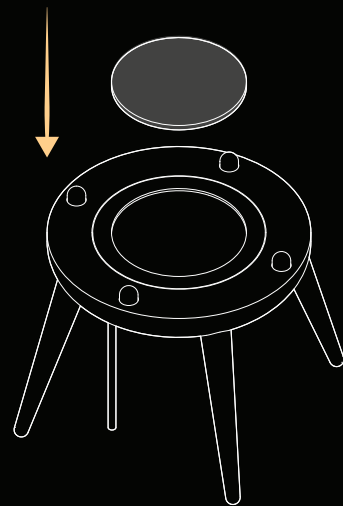
Into the central housing of the lamp base. Ensure the disk is flat and seated securely.



 *This fixture is designed for use with the included 3W LED disk only. Do not modify or replace with other light sources.*

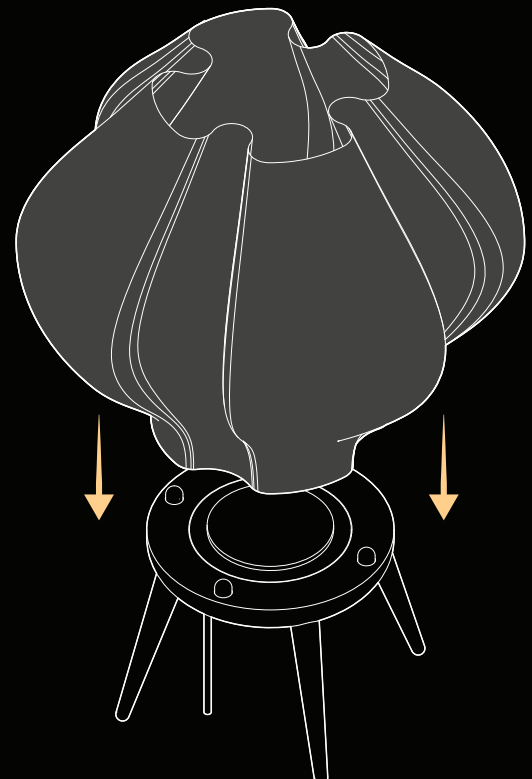
2. Add Tint Disk (Optional)

To soften or tint the light, place one of the included disks over the LED. These can be swapped or removed depending on your lighting preference.



3. Place the Lampshade

Align the lampshade with the base and slide it down from the top. The knobs on the stand should remain visible — they help hold the shade in place.



4. Plug In & Use

Plug the USB connector into a USB power block or adapter. Use the inline switch on the cord to turn the lamp on or off.


USE & SAFETY

Safe Use Guidelines

- ☑ For indoor use only
- ☑ Use only the included LED downlight
- ☑ Keep away from water and moisture
- ☑ Ensure airflow around the lamp
- ☑ Unplug before changing the bulb or cleaning

- ✗ Do not use near flammable materials
- ✗ Do not expose to heat sources
- ✗ Not a toy – not intended for children

*This lamp is designed for ambient decorative lighting in dry indoor environments.
Always use under adult supervision.*



TECHNICAL & COMPLIANCE

Product Specifications

Specification	Description
Voltage	DC 5V (via USB)
Power	3W
Light Source	Mini LED Downlight (TFR-12A-3W)
Color Temp	4000K White / 3000K Warm White
Dimensions (mm)	173mm x 173mm x 236mm
Weight	~ 365g
Materials	PETG (Polyethylene Terephthalate Glycol); used for all 3D printed parts: shade, stand, tint disk
Cord set	USB-powered with inline switch

Compliance Notes

This product uses certified electrical components:

- **LED Disk:** CE · RoHS Certified
- **Cord & Switch:** CE Certified

All components meet North American safety standards. Fixture is powered via USB and requires a certified USB adapter (not included).

CONTACT & WARRANTY

Care & Contact

Cleaning:

Wipe with a dry or lightly damp cloth.
Avoid harsh cleaners or abrasives.

Support:

Questions or custom requests?

 <https://ulystudio.com/>

 hello@ulystudio.com

 [@ulystudio_](https://www.instagram.com/ulystudio_)

Limited Warranty:

3D printed components are covered for 1 year under normal indoor use.

Electrical parts are certified by their manufacturers and covered under their own warranty.

This lamp is intended for plug-in use only. Not suitable for rewiring or permanent installation.

ulys.

Designed and Fabricated by Ulyana Bunina